

Date: - 14.02.2023

To,
The Manager,
Listing Department
The National Stock Exchange of India Ltd.
Exchange plaza, BKC, Bandra (E)
Mumbai-MH 400051.

REF: - (ISIN-INE375Y01018) NSE Symbol -RELIABLE

Sub:-Outcome of the 06th Board Meeting of Company held on 14.02.2023

Dear Sir,

With reference to the subject this is to inform you that the 06th Meeting of Board of Director of "Reliable Data Services Limited" held today i.e.14.02.2023 from 04.00 pm to 04.30 Pm. The Board has taken inter-alia the following decisions:

1. Board has approved un-audited Standalone Financial Results for the Quarter ended on 31st, December 2022, as Required under Regulation 33 (3) (a) SEBI (LODR) Regulations, 2015.
2. Board has approved un-audited Consolidated Financial Results for the Quarter ended on 31st, December 2022, as Required under Regulation 33 (3) (a) SEBI (LODR) Regulations, 2015.

You are requested to please take on record our above said information for your reference.

Thanking you,

Yours faithfully

For Reliable Data Services Limited


Niharika Gupta
Company Secretary
A50409





Ashutosh Pandey & Associates

(Chartered Accountants)

C-20, 2nd Floor, Aruna Park, Laxmi Nagar, Delhi-110092

Phone: +91 1149785611, Email: ashu200047@gmail.com, caapa2005@gmail.com

Independent Auditors' Limited Review Report on the Quarterly Unaudited Standalone financial Results of RELIABLE DATA SERVICES LTD in pursuant to the Regulation 33 of the SEBI (Listing Obligations and Disclosure Requirements) Regulations, 2015

To

The Board of Directors

Reliable Data Services Ltd

We have reviewed the accompanying statement of unaudited Standalone financial results of **Reliable Data Services Ltd** ("The Company") for the Quarter ended 31st December, 2022, attached herewith, being submitted by the Company pursuant to the requirements of Regulation 33 of SEBI (Listing Obligations and Disclosure Requirements) Regulations, 2015, as amended, read with relevant rules issued there under and other accounting principles generally accepted in India. This statement is the responsibility of the company's management and has been approved by the Board of Directors. Our responsibility is to issue a report on these financial statements based on our review.



We conducted our review of the Statement in accordance with the Standard on Review Engagements (SRE) 2410 "Review of Interim Financial Information Performed by the Independent Auditor of the Entity", issued by the Institute of Chartered Accountants of India. This standard requires that we plan and perform the review to obtain moderate assurance as to whether the financial statements are free of material misstatement. A review is limited primarily to inquiries of company personnel and analytical procedures applied to financial data and thus provides less assurance than an audit. We have not performed an audit and accordingly, we do not express an audit opinion.

Based on our review conducted as above, nothing has come to our attention that causes us to believe that the accompanying statement of unaudited financial results prepared in accordance with applicable accounting standards notified under section 133 of the Companies Act, 2013 read with rule 7 of Companies (Accounts) Rules, 2014 and other recognized accounting practices and policies has not disclosed the



information required to be disclosed in terms of Regulation 33 of the SEBI (Listing Obligations and Disclosure Requirements) Regulations, 2015 including the manner in which it is to be disclosed, or that it contains any material misstatement.

FOR ASHUTOSH PANDEY & ASSOCIATES
(Chartered Accountants)
FRN:021376N



Ashutosh Kumar Pandey
(Partner)
M.No. 507900
UDIN :- 23507900BGWUGM9237

Place: NEW DELHI
Date: 14th February, 2023

Company : Reliable Data Services limited - Standalone
NSE symbol : RELIABLE
Result Period : 01 Oct-2022 to 31 Dec 2022
Result type: Un Audited

Particulars

| | For the Quarter ended 31.12.2022 (Un-Audited) | For the Quarter ended 30.09.2022 (Un-Audited) | For the Quarter ended 31.12.2021 (Un-Audited) | Year to date figures for year ended 31.12.2022 (Un-Audited) | Year to date figures for year ended 31.12.2021 (Un-Audited) | Year to date figures for the Previous year ended 31.03.2022 (Audited) |
|--|---|---|---|---|---|--|
| | (Rs. in Lakhs) | (Rs. in Lakhs) | (Rs. in Lakhs) | (Rs. in Lakhs) | (Rs. in Lakhs) | (Rs. in Lakhs) |
| Revenue from operations | 1,353.86 | 955.32 | 1017.96 | 3,125.79 | 2342.98 | 3360.93 |
| Other Income | 1.09 | (0.97) | 3.17 | 5.98 | 3.17 | 6.34 |
| Total Income III (I+II) | 1,354.95 | 954.36 | 1021.13 | 3131.77 | 2346.15 | 3367.28 |
| Expenses: | | | | | | |
| Cost of Material Consumed | 0.00 | 0.00 | 0.00 | 0.00 | 0.00 | 0.00 |
| Purchase of stock-in-trade | 0.00 | 0.00 | 0.00 | 0.00 | 0.00 | 0.00 |
| Change in inventories of finished goods, work-in-progress and stock in trade and work in progress | 0.00 | 0.00 | 0.00 | 0.00 | 0.00 | 0.00 |
| Employee benefits expenses | 0.00 | 0.00 | 0.00 | 0.00 | 0.00 | 0.00 |
| Finance costs | 248.09 | 212.95 | 188.93 | 644.56 | 606.28 | 795.21 |
| Depreciation and amortisation | 50.15 | 40.24 | 45.87 | 128.29 | 86.76 | 132.63 |
| Other Expenditure | 8.00 | 8.42 | 4.78 | 20.42 | 11.20 | 15.98 |
| Total Expenditure IV | 976.51 | 603.30 | 691.08 | 2093.17 | 1423.72 | 2114.80 |
| Profit before exceptional and extraordinary items and tax (III-IV) | 1,280.75 | 864.92 | 930.65 | 2886.44 | 2127.97 | 3058.63 |
| Exceptional items | 74.20 | 89.44 | 90.47 | 245.33 | 218.18 | 308.65 |
| Profit before extraordinary items and tax (III-IV) | 0.00 | 0.00 | 0.00 | 0.00 | 0.00 | 0.00 |
| Extraordinary Items | 74.20 | 89.44 | 90.47 | 245.33 | 218.18 | 308.65 |
| Profit before tax | 0.00 | 0.00 | 0.00 | 0.00 | 0.00 | 0.00 |
| Tax Expense | 74.20 | 89.44 | 90.47 | 245.33 | 218.18 | 308.65 |
| Current Tax | 0.00 | 0.00 | 0.00 | 0.00 | 0.00 | (10.00) |
| Deferred Tax | 18.68 | 21.83 | 22.22 | 61.75 | 55.43 | 77.65 |
| Total Tax Expenses | 1.32 | 1.32 | 3.12 | 3.97 | 2.17 | 5.29 |
| Net Profit/Loss for the period from continuing operations | 20.00 | 23.16 | 25.34 | 65.72 | 57.60 | 82.94 |
| Profit/(Loss) from discontinued operations (after tax) | 54.20 | 66.28 | 65.13 | 179.61 | 160.58 | 215.71 |
| Net Profit / (Loss) for the period | 0.00 | 0.00 | 0.00 | 0.00 | 0.00 | 0.00 |
| Minority Interest | 54.20 | 66.28 | 65.13 | 179.61 | 160.58 | 215.71 |
| Net Profit/Loss for the period | 0.00 | 0.00 | 0.00 | 0.00 | 0.00 | 0.00 |
| Details of Equity Share Capital | 54.20 | 66.28 | 65.13 | 179.61 | 160.58 | 215.71 |
| Face Value (in Rs.) | 10 | 10 | 10 | 10 | 10 | 10 |
| Paid-up Equity Share Capital (No. of Shares) | 10,320,000.00 | 10,320,000.00 | 10,320,000.00 | 10,320,000.00 | 10,320,000.00 | 10,320,000.00 |
| Reserve excluding Revaluation Reserves | 2,141.99 | 2,087.79 | 1,917.29 | 2,141.99 | 1,917.29 | 1,982.43 |
| Basic EPS before Tax Extraordinary Items (in Rs.) | 0.72 | 0.87 | 0.88 | 2.38 | 2.11 | 2.99 |
| Diluted EPS before Tax Extraordinary Items (in Rs.) | 0.72 | 0.87 | 0.88 | 2.38 | 2.11 | 2.99 |
| Basic EPS after Tax Extraordinary Items (in Rs.) | 0.53 | 0.64 | 0.63 | 1.74 | 1.56 | 2.09 |
| Diluted EPS after Tax Extraordinary Items (in Rs.) | 0.53 | 0.64 | 0.63 | 1.74 | 1.56 | 2.09 |
| Public Shareholding (number of share) | 2,913,600 | 2,913,600 | 2,913,600 | 2,913,600 | 2,913,600 | 2,913,600 |
| Public Shareholding (%) | 28.23% | 28.23% | 28.23% | 28.23% | 28.23% | 28.23% |
| promoter & promoter group Number of share pledged/Encumbered | 0.00 | 0.00 | 0.00 | 0.00 | 0.00 | 0.00 |
| promoter & promoter group shares Pledge/Encumbered (as a % of total shareholding of promoter and promoter Group) | 0.00 | 0.00 | 0.00 | 0.00 | 0.00 | 0.00 |
| promoter & promoter group shares Pledge/Encumbered (as a % of total share capital of the company) | 0.00 | 0.00 | 0.00 | 0.00 | 0.00 | 0.00 |
| promoter & promoter group Number of share Non-encumbered | 7406400 | 7406400 | 7406400 | 7406400 | 7406400 | 7406400 |
| promoter & promoter group share Non-encumbered (as a % of total shareholding of promoter and promoter Group) | 100% | 100% | 100% | 100% | 100% | 100% |
| promoter & promoter group share Non-encumbered (as a % of total share capital of the company) | 71.77% | 71.77% | 71.77% | 71.77% | 71.77% | 71.77% |

Notes on Account forming integral part of this Profit & Loss Statement.
For and On behalf of
Reliable Data Services Limited

Sanjay Kumar Pathak
DIN: 00912040
MANAGING DIRECTOR

Place:- New Delhi
Date :- 14/02/2023



Corporate Office :
C-69 & 70, Sector - 2,
Near Metro Station Sector - 15,
Gautam Budh Nagar,
Noida, U.P. - 201301
Ph. : 0120-4089177, 4089100

CIN No. L72900DL2001PLC110145
E-mail : reliable.ho@reliablegroupindia.com
Website : www.rdspl.com

Regd. Office :
GF - 22, Hans Bhawan,
1, Bahadur Shah Zafar Marg,
New Delhi-110002
Ph. : 011-23378813
Fax : 011-23378812

| | For the Quarter ended 30.12.2022 (Un-Audited) (Rs. In Lakhs) | For the Quarter ended 30.09.2022 (Un-Audited) (Rs. In Lakhs) | For the Quarter ended 30.12.2021 (Un-Audited) (Rs. In Lakhs) | Year to date figures for year ended 31.12.2022 (Un-Audited) (Rs. In Lakhs) | Year to date figures for year ended 31.12.2021 (Un-Audited) (Rs. In Lakhs) | Year to date figures for the Previous year ended 31.03.2022 (Audited) (Rs. In Lakhs) |
|----------------------------|--|--|--|---|---|--|
| SEGMENT REVENUE | | | | | | |
| BFSI SEGMENT | 996.78 | 742.08 | 821.65 | 2187.99 | 1640.09 | 2075.41 |
| NON BFSI SEGMENT | 357.09 | 213.24 | 196.31 | 937.80 | 702.89 | 1285.52 |
| Total | 1353.87 | 955.32 | 1017.96 | 3125.79 | 2342.98 | 3360.93 |
| SEGMENT EXPENDITURE | | | | | | |
| BFSI SEGMENT | 941.05 | 672.04 | 750.26 | 2020.51 | 1489.60 | 1888.7 |
| NON BFSI SEGMENT | 339.70 | 192.88 | 180.40 | 865.93 | 638.37 | 1169.92 |
| Total | 1280.75 | 864.92 | 930.66 | 2886.44 | 2127.97 | 3058.62 |
| Operating Income | 73.12 | 90.40 | 87.30 | 239.35 | 215.01 | 302.31 |
| Other Income | 1.08 | (0.96) | 3.17 | 5.98 | 3.17 | 6.34 |
| Profit Before Tax | 74.20 | 89.44 | 90.47 | 245.33 | 218.18 | 308.65 |

Note: The assets and liabilities of the Group are used interchangeably amongst segments. Allocation of such assets and liabilities is not practicable and any forced allocation would not result in any meaningful segregation. Hence, assets and liabilities have not been identified to any of the reportable segments.



Reliable

Corporate Office :
C-69 & 70, Sector - 2,
Near Metro Station Sector - 15,
Gautam Budh Nagar,
Noida, U.P. - 201301
Ph. : 0120-4089177, 4089100

CIN No. L72900DL2001PLC110145
E-mail : reliable.ho@reliablegroupindia.com
Website : www.rdspl.com

Regd. Office :
GF - 22, Hans Bhawan,
1, Bahadur Shah Zafar Marg,
New Delhi-110002
Ph. : 011-23378813
Fax : 011-23378812

Notes to the Standalone Financial Results for the quarterly 31st December 2022

1. The Financial Results have been prepared in accordance with the Generally Accepted Accounting Standards as notified under section 133 of the Companies Act 2013("Act") read thereunder and other accounting principles generally accepted in India as amended from time to time.
2. The above Financial Results were reviewed by the Audit Committee and approved by the Board of Directors at their respective meetings held on February 14th 2023.
3. Figures of Previous year/ period have been regrouped/recast wherever necessary, in order to make them comparable.
4. The standalone financial results are rounded to nearest Lakhs, except when otherwise indicated. An amount represented by '0' (Zero) construes a value less than Rupees fifty thousand.
5. The results for quarterly 31st December 2023, are available on the National Stock Exchange of India Limited website (URL: www1.nseindia.com) and on the Company's website (URL: www.rdsl.com/investors).

For Reliable Data Services Ltd


Sanjay Kumar Pathak

Managing Director

Din: 00912040

Date:-14/02/2023

Place:-New Delhi



Corporate Office :
C-69 & 70, Sector - 2,
Near Metro Station Sector - 15,
Gautam Budh Nagar,
Noida, U.P. - 201301
Ph. : 0120-4089177, 4089100

CIN No. L72900DL2001PLC110145
E-mail : reliable.ho@reliablegroupindia.com
Website : www.rdslpl.com

Regd. Office :
GF - 22, Hans Bhawan,
1, Bahadur Shah Zafar Marg,
New Delhi-110002
Ph. : 011-23378813
Fax : 011-23378812



Ashutosh Pandey & Associates

(Chartered Accountants)

C-20, 2nd Floor, Aruna Park, Laxmi Nagar, Delhi-110092

Phone: +91 1149785611, Email: ashu200047@gmail.com, caapa2005@gmail.com

Independent Auditors' Limited Review Report on the Quarterly Unaudited consolidated financial Results of RELIABLE DATA SERVICES LTD in pursuant to the Regulation 33 of the SEBI (Listing Obligations and Disclosure Requirements) Regulations, 2015

To

The Board of Directors

Reliable Data Services Ltd

1. We have reviewed the accompanying Statement of Consolidated Unaudited Financial Results of **Reliable Data Services Limited** ("the Parent") and its subsidiaries (the Parent and its subsidiaries together referred to as "the Group"), and its share of the net profit/(loss) after tax and total comprehensive income / loss of its associates and joint ventures for the Quarterly ended on 31st December, 2023 ("the Statement"), being submitted by the Parent pursuant to the requirement of Regulation 33 of the SEBI (Listing Obligations and Disclosure Requirements) Regulations, 2015, as amended.
2. This Statement, which is the responsibility of the Parent's Management and approved by the Parent's Board of Directors, has been prepared in accordance with the recognition and measurement principles laid down in Accounting Standard 25 "Interim Financial Reporting" ("AS 25"), prescribed under Section 133 of the Companies Act, 2013, and other accounting principles generally accepted in India. Our responsibility is to express a conclusion on the Statement based on our review.
3. We conducted our review of the Statement in accordance with the Standard on Review Engagements (SRE) 2410 "Review of interim Financial information Performed by the independent Auditor of the Entity", issued by the Institute of Chartered Accountants of India. A review of interim financial information consists of making inquiries, primarily of persons responsible for financial and accounting matters, and applying analytical and other review procedures. A review is substantially less in scope than an audit conducted in accordance with Standards on Auditing and consequently does not enable us to obtain assurance that we would become aware



of all significant matters that might be identified in an audit. Accordingly, we do not express an audit opinion.

We also performed procedures in accordance with the circular issued by the SEBI under Regulation 33 (8) of the SEBI (Listing Obligations and Disclosure Requirements) Regulations, 2015, as amended, to the extent applicable.

4. The Statement includes the results of the following entities:

Subsidiaries: Kandarp Management Services Private Limited, Sharp Eagle Investigation Private Limited, Authentic Healthcare Services Private Limited, Authentic Developers Private Limited, Vibrant Educare Private Limited, Reliable Agri Projects Private Limited, Ascent Keyboardlabs Technologies Private Limited. RDS Allied Services Private Limited, Factoring Management Services Private Limited.

Joint Venture: Total Outsourcing Solutions.

Associates: Klass Gateway Travel Private Limited.

5. Based on our review conducted and procedures performed as stated in paragraph 3 above and based on the consideration of the review reports of the other auditors referred to in paragraph 6 below, nothing has come to our attention that causes us to believe that the accompanying Statement, prepared in accordance with the recognition and measurement principles laid down in the aforesaid Indian Accounting Standard and other accounting principles generally accepted in India, has not disclosed the information required to be disclosed in terms of Regulation 33 of the SEBI (Listing Obligations and Disclosure Requirements) Regulations, 2015, as amended, including the manner in which it is to be disclosed, or that it contains any material misstatement.


6. We did not review the interim financial statements / financial information / financial results of 9 subsidiaries included in the consolidated unaudited financial results, whose interim financial statements / financial information / financial results reflect total revenue of Rs.2651.18 lakhs for the ended 31th December, 2022, respectively ; total net profit / (loss) after tax of Rs 105.51 lakhs for the ended 31th December ,2022 respectively , as considered in the statement in respect of associates and joint ventures, whose interim financial statements / financial information/ financial results have not been reviewed by us. These interim financial statements / financial information / financial results have been reviewed by other auditors whose reports have been furnished to us by the Management and our conclusion on the Statement, in so far as it relates to the amounts and disclosures included in respect of these subsidiaries, associates and joint ventures, is based solely on the reports of the other auditors and the procedures performed by us as stated in paragraph 3 above.

Our conclusion on Statement is not modified in respect of our reliance on the work



done by and the reports of the other auditors and the interim financial information certified by the Management.

FOR ASHUTOSH PANDEY & ASSOCIATES
(Chartered Accountants)
FRN:021376N



Ashutosh Kumar Pandey
(Partner)
M.No. 507900
UDIN :- 23507900BGWUGN3652

Place: NEW DELHI
Date: 14th February, 2023

Company : Reliable Data Services limited - Consolidated
NSE symbol : RELIABLE
Result Period : 01-Oct 2022 to 31 Dec 2022
Result type: Un-Audited

| Particulars | For the Quarter ended 31.12.2022 (Un-Audited) | For the Quarter ended 30.09.2022 (Un-Audited) | For the Quarter ended 31.12.2021 (Un-Audited) | Year to date figures for year ended 31.12.2022 (Un-Audited) | Year to date figures for year ended 31.12.2021 (Un-Audited) | Year to date figures for the Previous year ended 31.03.2022 (Audited) |
|--|---|---|---|---|---|--|
| Revenue from operations | (Rs. in Lakhs) | (Rs. in Lakhs) | (Rs. in Lakhs) | (Rs. in Lakhs) | (Rs. in Lakhs) | (Rs. in Lakhs) |
| Other Income | 1824.52 | 1830.97 | 1615.54 | 4820.27 | 3723.60 | 5339.13 |
| Total Income III (I+II) | 4.53 | (0.40) | 5.24 | 10.17 | 10.85 | 16.09 |
| Expenses: | 1829.04 | 1830.57 | 1620.78 | 4830.44 | 3734.45 | 5355.23 |
| Cost of Material Consumed | 0.00 | 0.00 | 0.00 | 0.00 | 0.00 | 0.00 |
| Purchase of stock-in-trade | 0.00 | 0.00 | 0.00 | 0.00 | 0.00 | 0.00 |
| Change in inventories of finished goods, work-in-progress and stock in trade and work in progress | 0.00 | 0.00 | (2.54) | 0.00 | 0.00 | 0.00 |
| Employee benefits expenses | 0.00 | 0.74 | 3.81 | 1.23 | (1.26) | 2.55 |
| Finance costs | 318.58 | 283.98 | 269.31 | 849.27 | 844.98 | 1114.29 |
| Depreciation and amortisation | 64.35 | 51.25 | 65.00 | 164.45 | 132.80 | 197.79 |
| Other Expenditure | 16.01 | 16.84 | 10.59 | 41.95 | 25.83 | 35.42 |
| Total Expenditure IV | 1267.68 | 1390.01 | 1123.68 | 3369.47 | 2342.69 | 3466.37 |
| Profit before exceptional and extraordinary items and tax (III-IV) | 1668.62 | 1742.83 | 1469.85 | 4426.38 | 3347.67 | 4817.42 |
| Exceptional items | 162.43 | 87.74 | 150.93 | 404.06 | 386.88 | 537.81 |
| Profit before extraordinary items and tax (III-IV) | 0.00 | 0.00 | 0.00 | 0.00 | 0.00 | 0.00 |
| Extraordinary items | 162.43 | 87.74 | 150.93 | 404.06 | 386.88 | 537.81 |
| Profit before tax | 0.00 | 0.00 | 0.00 | 0.00 | 0.00 | (10.00) |
| Tax Expense | 162.43 | 87.74 | 150.93 | 404.06 | 386.88 | 527.81 |
| Current Tax | 0.00 | 0.00 | 0.00 | 0.00 | 0.00 | 0.00 |
| Deferred Tax | 49.52 | 20.75 | 37.90 | 110.34 | 99.33 | 137.23 |
| Total Tax Expenses | 2.60 | 2.00 | 7.24 | 8.60 | 8.76 | 16.01 |
| Net Profit/Loss for the period from continuing operations | 52.12 | 22.76 | 45.14 | 118.94 | 108.09 | 153.24 |
| Profit/(loss) from Discontinued operations (after tax) | 110.31 | 64.99 | 105.79 | 285.12 | 278.79 | 374.57 |
| Net Profit / (Loss) for the period | 0.00 | 0.00 | 0.00 | 0.00 | 0.00 | 0.00 |
| Minority Interest | 110.31 | 64.99 | 105.79 | 285.12 | 278.79 | 374.57 |
| Net Profit/Loss for the period | 37.16 | 10.27 | 6.82 | 54.87 | 19.74 | 26.57 |
| Details of Equity Share Capital | 73.15 | 54.72 | 98.97 | 230.25 | 259.05 | 348.01 |
| Face Value (in Rs.) | 10.00 | 10.00 | 10.00 | 10 | 10 | 10 |
| Paid-up Equity Share Capital (No. of Shares) | 10,320,000.00 | 10,320,000.00 | 10,320,000.00 | 10,320,000.00 | 10,320,000.00 | 10,320,000.00 |
| Reserve excluding Revaluation Reserves | 3,364.04 | 3,188.75 | 2,639.84 | 3,364.04 | 2,639.84 | 2,745.63 |
| Basic EPS before Tax Extraordinary Items (in Rs.) | 1.57 | 0.85 | 1.46 | 3.92 | 3.75 | 5.21 |
| Diluted EPS before Tax Extraordinary Items (in Rs.) | 1.57 | 0.85 | 1.46 | 3.92 | 3.75 | 5.21 |
| Basic EPS after Tax Extraordinary Items (in Rs.) | 1.07 | 0.63 | 1.03 | 2.76 | 1.68 | 3.63 |
| Diluted EPS after Tax Extraordinary Items (in Rs.) | 1.07 | 0.63 | 1.03 | 2.76 | 1.68 | 3.63 |
| Public Shareholding (number of share) | 2,913,600 | 2,913,600 | 2,913,600 | 2,913,600 | 2,913,600 | 2,913,600 |
| Public Shareholding (%) | 28.23% | 28.23% | 28.23% | 28.23% | 28.23% | 28.23% |
| promoter & promoter group Number of share pledged/Encumbered | 0 | 0 | 0 | 0 | 0 | 0 |
| promoter & promoter group shares Pledge/Encumbered (as a % of total shareholding of promoter and promoter Group) | 0 | 0 | 0 | 0 | 0 | 0 |
| promoter & promoter group shares Pledge/Encumbered (as a % of total share capital of the company) | 0 | 0 | 0 | 0 | 0 | 0 |
| promoter & promoter group Number of share Non-encumbered | 7406400 | 7406400 | 7406400 | 7406400 | 7406400 | 7406400 |
| promoter & promoter group share Non-encumbered (as a % of total shareholding of promoter and promoter Group) | 100% | 100% | 100% | 100% | 100% | 100% |
| promoter & promoter group share Non-encumbered (as a % of total share capital of the company) | 71.77% | 71.77% | 71.77% | 71.77% | 71.77% | 71.77% |

Notes on Account forming integral part of this Profit & Loss Statement.
For and On behalf of
Reliable Data Services Limited

Sanjay Kumar Pathak
DIN: 0091240
MANAGING DIRECTOR

Place: New Delhi
Date: 14/02/2023



Corporate Office :
C-69 & 70, Sector - 2,
Near Metro Station Sector - 15,
Gautam Budh Nagar,
Noida, U.P. - 201301
Ph. : 0120-4089177, 4089100

CIN No. L72900DL2001PLC110145
E-mail : reliable.ho@reliablegroupindia.com
Website : www.rdspl.com

Regd. Office :
GF - 22, Hans Bhawan,
1, Bahadur Shah Zafar Marg,
New Delhi-110002
Ph. : 011-23378813
Fax : 011-23378812

Reliable Data Services Limited
Un-Audited Consolidated Segment Information

| | For the Quarter ended 30.12.2022 (Un -Audited) (Rs. In Lakhs) | For the Quarter ended 30.09.2022 (Un -Audited) (Rs. In Lakhs) | For the Quarter ended 30.12.2021 (Un -Audited) (Rs. In Lakhs) | Year to date figures for year ended 31.12.2022 (Un- Audited) (Rs. In Lakhs) | Year to date figures for year ended 31.12.2021 (Un- Audited) (Rs. In Lakhs) | Year to date figures for the Previous year ended 31.03.2022 (Audited) (Rs. In Lakhs) |
|-------------------------------|---|---|---|--|--|--|
| SEGMENT REVENUE | | | | | | |
| BFSI SEGMENT | 1758.43 | 1230.76 | 1137.65 | 3642.59 | 2347.87 | 2952.70 |
| NON BFSI SEGMENT | 756.62 | 578.90 | 607.89 | 2134.37 | 2055.73 | 3532.43 |
| Total | 2515.05 | 1809.66 | 1745.54 | 5776.96 | 4403.60 | 6485.12 |
| Less : Inter Segment Revenue | 690.54 | (21.31) | 130.00 | 956.70 | 680.00 | 1146.38 |
| Net Revenue from Operations | 1824.51 | 1830.97 | 1615.54 | 4820.26 | 3723.60 | 5339.13 |
| SEGMENT EXPENDITURE | | | | | | |
| BFSI SEGMENT | 1611.84 | 1161.88 | 1313.84 | 3360.71 | 2416.54 | 2693.38 |
| NON BFSI SEGMENT | 733.40 | 578.51 | 228.51 | 2012.37 | 1526.53 | 3170.41 |
| Less: Unallocable Expenditure | (678.63) | 2.43 | (72.50) | (946.70) | (595.50) | (1,046.38) |
| Total | 1666.61 | 1742.82 | 1469.85 | 4426.38 | 3347.57 | 4817.41 |
| Operating Income | 157.90 | 88.15 | 145.69 | 393.88 | 376.03 | 521.72 |
| Other Income | 4.53 | (0.41) | 5.24 | 10.17 | 10.85 | 16.09 |
| Profit Before Tax | 162.43 | 87.74 | 150.93 | 404.05 | 386.88 | 537.81 |

Note: The assets and liabilities of the Group are used interchangeably amongst segments. Allocation of such assets and liabilities is not practicable and any forced allocation would not result in any meaningful segregation. Hence, assets and liabilities have not been identified to any of the reportable segments.



Corporate Office :
C-69 & 70, Sector - 2,
Near Metro Station Sector - 15,
Gautam Budh Nagar,
Noida, U.P. - 201301
Ph. : 0120-4089177, 4089100


CIN No. L72900DL2001PLC110145
E-mail : reliable.ho@reliablegroupindia.com
Website : www.rdspl.com

Regd. Office :
GF - 22, Hans Bhawan,
1, Bahadur Shah Zafar Marg,
New Delhi-110002
Ph. : 011-23378813
Fax : 011-23378812

Notes to the Consolidated Financial Results for the quarterly 31st December 2022

1. The Financial Results have been prepared in accordance with the Generally Accepted Accounting Standards as notified under section 133 of the Companies Act 2013("Act") read thereunder and other accounting principles generally accepted in India as amended from time to time.
2. The above Financial Results were reviewed by the Audit Committee and approved by the Board of Directors at their respective meetings held on February 14th 2023.
3. Figures of Previous year/ period have been regrouped/recast wherever necessary, in order to make them comparable.
4. The Consolidated financial results are rounded to nearest Lakhs, except when otherwise indicated. An amount represented by '0' (Zero) construes a value less than Rupees fifty thousand.
5. The results for quarterly 31st December 2022, are available on the National Stock Exchange of India Limited website (URL: www1.nseindia.com) and on the Company's website (URL: www.rdsl.com/investors).

For Reliable Data Services Ltd


Sanjay Kumar Pathak

Managing Director

Din: 00912040

Date:-14/02/2023

Place:-New Delhi



Corporate Office :
C-69 & 70, Sector - 2,
Near Metro Station Sector - 15,
Gautam Budh Nagar,
Noida, U.P. - 201301
Ph. : 0120-4089177, 4089100

CIN No. L72900DL2001PLC110145
E-mail : reliable.ho@reliablegroupindia.com
Website : www.rdspl.com

Regd. Office :
GF - 22, Hans Bhawan,
1, Bahadur Shah Zafar Marg,
New Delhi-110002
Ph. : 011-23378813
Fax : 011-23378812